

GV673C61

gorenje
Life Simplified

Fully integrated dishwasher



EuropeanQuality



FlexUse



TotalDry



SuperSilent 40 dB



PowerPlusZone



AutoProgramme



Fast 1h



ConnectLife



Effortless GlideGuides

Energy class: **C**

Noise class: **B**

Cleaning performance: **A**

Drying performance: **A**

Basket helper colour: **Turquoise**

Max. temperature of incoming water: **70 °C**

Motor: **Inverter PowerDrive**

Wi-Fi operation: **Integrated**

Selected programme indicator

Control: **TouchControl**

Status LedLight

Sensors: **Water level sensor, Clear water sensor**

Main Washing temperature(s): **40, 45, 50, 55, 60, 65, 70 °C**

7 programmes: Automatic programme; Intensive programme; Eco programme; Programme Hygiene; Crystal glasses; 1h wash; Light wash

Reference programme: **2**

Number of place settings: **16 place settings**

Memory programme

Automatic programme

SpeedWash function

TotalDry – automatic door opening

Selfcleaning programme

Function 3 in 1

Selected programme indicator

Wash end indication: **Displayed with sound and light**

Time remaining indicator: **Time remaining indicator**

Door panel installation options: **Possible as extra**

Intensive CleanZone

Up to 24 hours

Number of baskets: **3**

Upper basket system: **MultiClack**

Number of water jet levels: **5**

Number of spray arms: **3**

Selfcleaning filter

Sliding door

Interior light

Upper basket: **Wide mesh base; Handle; Handle with stainless steel logotype; Foldable left CupHolder; Foldable right CupHolder; Foldable/dividable left CupHolder; Guide rails with ball bearings; One foldable glass support; Foldable pin rows; Wine glass fixings in TPE; Dividable pin rows; 4 cup holders; 2 wide knife stands**

Lower basket: **Dense basket wiring in both upper and lower basket; Handle; Handle with stainless steel logotype; Foldable/dividable rear pin row; Foldable/dividable rear wine shelf; Higher basket with thicker front-top horizontal wire; 4 foldable/dividable rear pin rows**

Top tray: **Dividable and removable baskets in top rack; With telescopic rails; Handle; Handle with stainless steel logotype; Removable; No logotype**

Overflow protection: **Total AquaStop**
























Service diagnostics

Stainless steel tub

Water consumption per cycle for the Eco program: **9.6 l**



<https://international.gorenje.com/product/739653>

-  Inverter PowerDrive
-  Intensive CleanZone
-  Interior lighting
-  WineGlass support
-  SelfCleaning programme
-  Status LedLight
-  Total AquaStop
-  MultiClack
-  ExtraHygiene
-  SelfCleaning filter
-  GlassProgramme
-  HotWater Connection
-  Adjustable baskets
-  EcoProgramme
-  16 place settings
-  Top SprayArm
-  C Energy Class
-  Sliding DetergentDispenser
-  Night Programme
-  SmartControl
-  SlidingDoor
-  StartDelay
-  SuperSilent

Energy consumption per cycle for the Eco program 40-60°C : **0.76 kWh**

Energy consumption per 100 cycles: **76 kWh**

Duration of Eco programme: **200 min**

Noise level: **42 dB(A)re 1 pW**

Consumption in standby mode: **0.49 W**

Start delay: **3.99 W**

Networked standby: **1.99 W**

Height setting: **74 mm**

Spray arm material: **Plastics**

Dimensions (W×H×D): **59.8 × 81.6 × 55.5 cm**

Dimensions of packed product (W×H×D): **64 × 88 × 66.5 cm**

Niche dimensions (W×H×D): **60 × 82 × 55.5 cm**

Net weight: **32.5 kg**

Gross weight: **34.5 kg**

Connected load: **1,900 W**

Nominal current of fuse: **10 amp**

Product code: **739653**

EAN code: **3838782610431**



ThirdRack



SimpleControl



ConnectLife – AppliancesDashboard



ConnectLife – Notifications



ConnectLife – RemoteControl



ConnectLife – Ticketing